

**T.C.
ISTANBUL AYDIN UNIVERSITY
INSTITUTE OF GRADUATE STUDIES**



**COMPARING THE PERFORMANCE OF DIFFERENT
GENERATIVE ADVERSARIAL NETWORKS ON REALISTIC
AND ART IMAGES**

MASTER'S THESIS

Safouh ALHELWANI

**Department of Software Engineering
Artificial Intelligence and Data Science Program**

MARCH, 2024

**T.C.
ISTANBUL AYDIN UNIVERSITY
INSTITUTE OF GRADUATE STUDIES**



**COMPARING THE PERFORMANCE OF DIFFERENT
GENERATIVE ADVERSARIAL NETWORKS ON REALISTIC
AND ART IMAGES**

MASTER'S THESIS

Safouh ALHELWANI

(Y2013.140019)

**Department of Engineering
Artificial Intelligence and Data Science**

Thesis Advisor: Prof. Dr. Ali OKATAN

MARCH, 2024

DECLARATION

I hereby declare with respect that the study “Comparing The Performance Of Different Generative Adversarial Networks On Realistic And Art Images”, which I submitted as a Master thesis, is written without any assistance in violation of scientific ethics and traditions in all the processes from the Project phase to the conclusion of the thesis and that the works I have benefited are from those shown in the Bibliography. (05/02/2024)

Safouh ALHELWANI

FOREWORD

I want to start by thanking God for guiding me and giving me the strength to complete this thesis. My family deserves special thanks for supporting me throughout my studies.

I am grateful to Dr. Ali OKATAN for supervising my research and providing valuable guidance.

Istanbul Aydin University has provided me with a great environment to pursue my master's degree, surrounded by talented peers.

Thanks to everyone who helped and supported me during the research and writing process.

March,2024

Safouh Alhelwani

COMPARING THE PERFORMANCE OF DIFFERENT GENERATIVE ADVERSARIAL NETWORKS ON REALISTIC

ABSTRACT

This research explores the performance of different Generative Adversarial Networks (GANs) on realistic and art images. Specifically, implementation and comparison of outcomes for Deep Convolutional GANs (DCGANs) and Conditional GANs and lastly this study evolves to include Info GANs. The methodology involves training these models on a diverse dataset comprising realistic and art images and evaluating their performance through various metrics.

This study aims to comprehensively review GAN design for spatial imaging. By analyzing DCGANs, Conditional GANs, and Info GANs, the research aims to reveal their strengths and limitations in image generation tasks. Through rigorous analysis and comparison, we can look at the capabilities and potential applications of these GAN architectures, contributing to the development of fertility modeling techniques and their real-world implications.

Keywords: Generative Adversarial Networks, Deep Convolutional GANs, Deep Convolutional GANs, Info GANs.

FARKLI ÜRETİCİ ADVERSARIAL AĞLARIN PERFORMANSININ GERÇEKÇİ OLARAK KARŞILAŞTIRILMASI

ÖZET

Bu araştırma, farklı Generatif Adversarial Ağlar'ın (GAN) performansını gerçekçi ve sanatsal görüntüler üzerinde inceliyor. Özellikle, Dikkatli Konvolüsyonel GAN'lar (DCGAN'lar) ve Koşullu GAN'lar için çıktılarının uygulanması ve karşılaştırılması yapılıyor ve son olarak çalışma Bilgi GAN'larını da içerecek şekilde genişliyor. Metodoloji, bu modelleri gerçekçi ve sanatsal görüntüleri içeren çeşitli bir veri seti üzerinde eğitmeyi ve performanslarını çeşitli metrikler aracılığıyla değerlendirmeyi içerir.

Bu çalışma, uzamsal görüntüleme için GAN tasarımını kapsamlı bir şekilde incelemeyi amaçlamaktadır. DCGAN'lar, Koşullu GAN'lar ve Bilgi GAN'larını analiz ederek araştırma, görüntü oluşturma görevlerindeki güçlü ve zayıf yönlerini ortaya çıkarmayı hedeflemektedir. Kapsamlı analiz ve karşılaştırma yoluyla, bu GAN mimarilerinin yeteneklerine ve potansiyel uygulamalarına bakabilir, doğurganlık modelleme tekniklerinin geliştirilmesine ve bunların gerçek dünya uygulamalarına katkılar sağlayabiliriz.

Anahtar Kelimeler: Generatif Adversarial Ağlar, Dikkatli Konvolüsyonel GAN'lar, Koşullu GAN'lar, Bilgi GAN'ları.

TABLE OF CONTENTS

DECLARATION	iv
FOREWORD	v
ABSTRACT	vi
ÖZET	vii
TABLE OF CONTENTS	viii
LIST OF FIGURES	xi
I. INTRODUCTION	1
A. Background: Generative Adversarial Networks (GANs).....	1
1. Deep Convolutional GANs (DCGANs).....	1
2. Conditional GANs.....	2
3. Info GANs.....	2
B. Motivation: Unveiling the Champions of Diverse Image Generation.....	2
C. Problem Statement: Delving into the Performance Landscape.....	4
D. Objectives: Charting the Course of Investigation	4
E. Scope of the Study: Defining the Boundaries.....	4
F. Significance of the Study: Illuminating the Path Forward.....	5
II. LITERATURE REVIEW	6
A. Introduction to GANs.....	6
B. Deep Convolutional GAN (DCGAN)	6
1. Main Improvements	7
2. Advantages.....	7
C. Conditional GAN	8
1. Supervised Learning Integration	8
2. Key Considerations	8

3. Illustrative Example	8
D. Info GAN	9
1. Disentangling the Data	9
2. The Power of Mutual Information	10
3. Implementing the Magic	10
E. Related Studies on applying GANs Architectures.....	10
1. Generating Diverse Datasets	10
2. Image-to-Image Translation.....	11
3. Representation Learning by Information Maximizing Generative Adversarial Nets (info GANs):	12
III. METHODOLOGY	14
A. Introduction	14
B. Dataset Description	15
1. Landscape Classification Dataset (Kaggle)	15
2. Anime Faces Dataset (Kaggle).....	15
C. Experimental Design	16
1. Pre-processing Steps (for both Anime and Landscape datasets)	16
2. GAN Architectures.....	17
3. Training	19
4. Conditional GAN training.....	23
D. Performance Metrics	26
1. Inception Score (IS)	26
2. Fréchet Inception Distance (FID).....	26
IV. DCGAN RESULTS AND ANALYSIS	29
A. Training and evaluation Metrics (DCGAN)	29
1. Fréchet inception distance score (FID)	29
2. Inception score (IS)	29
3. Output images (Both datasets)	30
B. Challenges and Limitations	33

1. Mode Collapse	33
2. Limited Interpretability	33
3. Data Dependence	34
4. Conclusion	35
C. When to choose cGAN or InfoGAN over DCGAN	35
V. INFO GAN AND CONDITIONAL GAN EXPERIMENTS	37
A. Training and evaluation Metrics (Conditional GAN)	37
1. Fréchet inception distance score (FID)	37
2. Inception Scores (IS).....	37
B. Output images for Conditional GAN (Both datasets)	38
1. Landscape output	38
2. Anime Dataset output.....	39
C. Training and evaluation Metrics (Info GAN).....	41
1. Landscape output	42
2. Anime Dataset output.....	43
VI. DISCUSSION.....	46
A. Comparison of GAN Architectures.....	46
B. Insights and Implications.....	48
VII. CONCLUSION.....	50
VII. REFERENCES.....	52
RESUME.....	55

LIST OF FIGURES

Figure 1: The unconditional generator of DCGAN	7
Figure 2: Visual representation of conditioning a GAN	9
Figure 3: progressive growth of images.....	11
Figure 4: Generator Architectures in DCGAN	20
Figure 5: Discriminator Architectures in DCGAN	23
Figure 6: Conditional GAN Network Architectures	25
Figure 7: First epoch of training.....	30
Figure 8: After 30 epochs.....	30
Figure 9: After 60epochs.....	31
Figure 10: First epoch of training.....	32
Figure 11: After 30 epoch	32
Figure 12: After 60 epochs.....	33
Figure 13: Result at epoch 1.....	38
Figure 14: after80 epoch and choose class number 2(Glacier)	38
Figure 15: after 80 epoch and choose class number 4(desert)	39
Figure 16: Result at epoch 1.....	40
Figure 17: result at epoch 80 class(hair-black)	40
Figure 18: result at epoch 80 class(Blue-eye).....	41
Figure 19: training at epoch 1	42
Figure 20: training at epoch 100 And and after choosing class 1	43
Figure 21: training at epoch 1	44
Figure 22: training at epoch 100	45

I. INTRODUCTION

A. Background: Generative Adversarial Networks (GANs)

Generative Adversarial Networks (GANs) have emerged as a transformative force in the realm of artificial intelligence, pushing the boundaries of image generation with their unique adversarial training paradigm. Conceived by Goodfellow et al. (2014), GANs pit two neural networks against each other in a game of one-upmanship: a generative network tirelessly crafting ever-more realistic images, while a discriminative network acts as a discerning critic, relentlessly trying to distinguish real images from the generated imposters. This perpetual duel fuels the learning process, enabling GANs to capture the intricate details and nuanced characteristics of data distributions, ultimately producing outputs that often blur the lines between reality and artifice.

The remarkable success of GANs in diverse domains, from generating photorealistic portraits (Radford et al., 2015) to crafting breathtaking landscapes (Karras et al., 2020), has sparked widespread interest in exploring their potential. However, as GAN architectures continue to evolve and diversify, a crucial question arises: how do different GAN architectures compare in their performance across various image domains?

In this research, we delve into the intriguing interplay between supervised and unsupervised learning within the context of GANs. We will specifically investigate three distinct architectures:

1. Deep Convolutional GANs (DCGANs)

Leveraging the power of convolutional neural networks, DCGANs excel at generating high-fidelity images. We will strategically employ supervised learning within the DCGAN architecture to harness its full potential for realistic image generation.

2. Conditional GANs

Going further, Conditional GANs incorporate additional information (e.g., labels, text descriptions) to guide the generation process. This supervised approach opens exciting possibilities for generating images with specific attributes or adhering to styles.

3. Info GANs

This architecture delves deeper into the supervised realm, disentangling the latent representation of generated images. This supervised approach potentially offers greater interpretability and control over the generation process.

To fully explore the creative potential of GANs, we will train and evaluate these architectures on two diverse datasets:

Landscapes: Capturing the richness and grandeur of the natural world, this dataset will challenge the models to generate realistic and diverse natural scenes.

Anime faces: Representing a distinct artistic style, this dataset will push the models to capture the unique visual characteristics and nuances of anime art like eyes and hair.

By investigating the performance of each architecture across these contrasting domains, we aim to illuminate their strengths and weaknesses in both supervised and unsupervised aspects. This comparative analysis will ultimately contribute to a deeper understanding of their suitability for various image generation tasks, paving the way for further advancements in this exciting field.

B. Motivation: Unveiling the Champions of Diverse Image Generation

The captivating world of Generative Adversarial Networks (GANs) has witnessed remarkable advancements, churning out ever-more realistic and diverse images. However, despite these impressive strides, a critical gap persists: a comprehensive understanding of how different GAN architectures perform across various image categories. Like skilled athletes in a diverse competition, each GAN architecture possesses unique strengths and weaknesses, but their relative performance in different domains remains shrouded in mystery.

This research embarks on a groundbreaking quest to bridge this gap, conducting a rigorous comparative analysis of three prominent GAN architectures: Deep Convolutional GANs (DCGANs), Conditional GANs (cGANs), and InfoGANs. Each architecture represents a distinct approach to the art of image generation, offering its own set of advantages and potential limitations.

First, we stand in awe of the pioneering DCGANs, introduced by Radford et al. (2015). These architectural marvels leverage the power of convolutional neural networks, granting them the ability to generate high-fidelity images with remarkable realism. Imagine DCGANs as skilled painters, wielding brushes of intricate convolutional filters to capture the essence of landscapes and portraits with breathtaking detail.

Next, we encounter the innovative cGANs, proposed by Mirza and Osindero (2014). These champions elevate the game by incorporating valuable information beyond the raw data. Think of them as artists armed with additional instructions, allowing them to generate images tailored to specific themes or styles. cGANs can be instructed to paint portraits with vibrant colors or landscapes bathed in the golden hues of sunrise, potentially enabling more targeted and controlled image creation.

Finally, we delve into the intriguing realm of InfoGANs, introduced by Sundararajan and Bengio (2017). These unique players introduce a novel twist by disentangling the latent representation of generated images. Imagine them as artists able to separate the underlying components that define their creations. This disentanglement offers a glimpse into the "recipe" behind each generated image, potentially granting greater interpretability and control over the generation process. By meticulously comparing and contrasting the performance of these three GAN champions across diverse image categories, this research aims to shed light on their relative strengths and weaknesses. This understanding will empower us to select the most suitable GAN for specific tasks, ultimately unlocking their full potential to generate ever-more captivating and diverse imagery that pushes the boundaries of creativity.

C. Problem Statement: Delving into the Performance Landscape

This research delves into the following central question: how do DCGANs, Conditional GANs, and Info GANs differ in their effectiveness at generating realistic and art images? Specifically, we aim to:

Quantify and compare the quality of generated images across both realistic and art domains using established metrics like Inception Score and Fréchet Inception Distance.

Analyze the ability of each architecture to capture the stylistic nuances and complexities inherent in both realistic and art images.

Evaluate the potential of each architecture for specific image generation tasks based on their strengths and weaknesses.

D. Objectives: Charting the Course of Investigation

To address this overarching question, we have set forth the following specific objectives:

Implement and train DCGANs, Conditional GANs, and Info GANs on a comprehensive dataset encompassing both realistic and art images.

Develop and employ a battery of evaluation metrics to assess the quality, diversity, and stylistic consistency of generated images.

Conduct a thorough comparative analysis of the results, identifying the strengths and limitations of each architecture in different image domains.

Draw insightful conclusions about the suitability of each architecture for specific image generation tasks and applications.

E. Scope of the Study: Defining the Boundaries

While this research delves into the performance of three prominent GAN architectures, it acknowledges the vast landscape of GAN variations and potential applications. Therefore, the scope is carefully defined as follows:

We focus on the image generation capabilities of DCGANs, Conditional GANs, and Info GANs, excluding other potential tasks like video or text generation.

We utilize a curated dataset encompassing both realistic and art images, acknowledging the vast diversity of image domains and potential future explorations.

We primarily rely on established evaluation metrics, recognizing the ongoing development of new metrics and the subjective nature of image quality assessment.

F. Significance of the Study: Illuminating the Path Forward

This research holds significant value for both the theoretical and practical advancement of GANs:

- By providing a comparative analysis of different architectures, this study clarifies their relative strengths and weaknesses, guiding future research and development efforts.
- The insights gained offer valuable guidance for practitioners choosing the most suitable GAN architecture for specific image generation tasks and applications.

II. LITERATURE REVIEW

A. Introduction to GANs

The landscape of artificial intelligence has been significantly shaped by machine learning, particularly the dominant force of supervised learning. As Goodfellow et al. (2014) noted, supervised algorithms excel at learning complex mappings between input and output data, often surpassing human accuracy in specific tasks after extensive training. However, this success comes at a cost: the need for vast amounts of labeled data and human supervision.

Seeking to bypass these limitations, researchers are increasingly exploring the realm of unsupervised learning, where models learn from data without relying on explicitly labeled examples. One particularly promising approach within this domain is generative modeling, which aims to learn the underlying distribution of a dataset and generate new data samples that resemble the originals.

Generative Adversarial Networks (GANs), pioneered by Goodfellow et al. (2014), offer a captivating take on generative modeling. These fascinating models operate through an adversarial training process, where a generative network creatively crafts new data, while a discriminative network acts as a discerning critic, relentlessly trying to distinguish real data from the generated imposters. This perpetual duel fuels the learning process, enabling GANs to capture the intricate details and nuanced characteristics of data distributions, ultimately producing outputs that often blur the lines between reality and artifice.

B. Deep Convolutional GAN (DCGAN)

Deep Convolutional Generative Adversarial Networks (DCGANs), introduced by Radford et al. (2015), have emerged as a cornerstone of high-fidelity image generation within the GAN landscape. This architecture takes several crucial steps to enhance both the quality and stability of image generation compared to earlier GANs.

1. Main Improvements

Deep Convolutional Generative Adversarial Networks (DCGANs) revolutionized image generation within the GAN landscape. Unlike vanilla GANs, DCGANs leverage convolutional layers in both the generator and discriminator, allowing them to capture intricate details and spatial relationships for more realistic outputs, figure (1) is the unconditional generator of DCGAN, to ensure efficiency and stability, they employ stridden convolutions and

Fractional-strides for downsampling and upsampling, respectively, while batch normalization further optimizes training. Additionally, DCGANs maintain a balanced number of feature maps, utilize ReLU and LeakyReLU activations strategically, and remove fully connected hidden layers for faster training. These combined improvements empower DCGANs to excel at generating high-fidelity images, making them ideal for tasks like creating diverse datasets or exploring artistic variations.

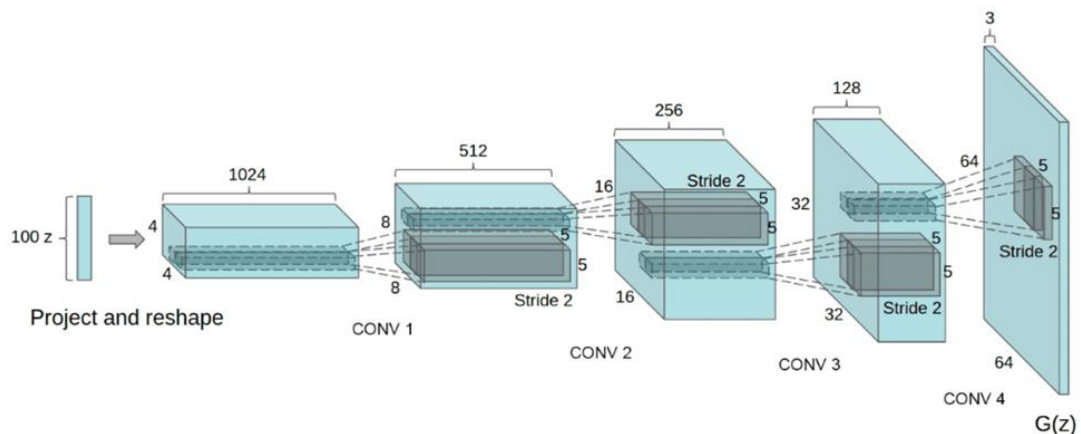


Figure 1: The unconditional generator of DCGAN

2. Advantages

Undoubtedly, the advantages of DCGANs are manifold. Their ability to generate high-fidelity, diverse images fuels applications like image dataset creation and visual variation exploration. The meticulously designed architecture ensures stable and efficient training, surpassing vanilla GANs in this aspect. This robust foundation unlocks a wide range of applications, from crafting portraits and landscapes to even replicating artistic styles. In essence, DCGANs represent a powerful image generation tool, offering impressive quality and remarkable versatility.

C. Conditional GAN

Conditional Generative Adversarial Networks (CGANs) represent a significant leap forward in GAN architectures, incorporating supervisory information like class labels or textual descriptions to guide the generation process. This pivotal ability elevates GANs beyond the limitations of unsupervised learning, empowering them to produce targeted outputs and offer greater control over the generated data (Mirza & Osindero, 2014).

1. Supervised Learning Integration

CGANs integrate supervisory information via diverse approaches. A common method involves directly concatenating labels with latent vectors within the generator (Reed et al., 2016). Alternatively, separate conditioning networks or targeted modifications to specific layers can be implemented (Isola et al., 2017). This supervised integration empowers CGANs to transcend their unsupervised counterparts, generating images with specific attributes (e.g., generating desired cat breeds) or adhering to distinct styles (e.g., creating portraits with specific facial features). Furthermore, CGANs grant researchers greater control over the generation process, allowing them to tailor outputs to their specific needs and research objectives.

2. Key Considerations

Challenges: The effectiveness of conditioning methods varies depending on the specific task and data employed. Careful design and training strategies are crucial for optimal results.

Flexibility: The adversarial training framework allows for considerable flexibility in how the joint hidden representation is constructed within the generator, offering researchers opportunities to experiment with different techniques.

3. Illustrative Example

Figure 1 showcases the simplified structure of a conditional adversarial network. Here, both the generator and discriminator receive the real data (x) and

additional information (y). The generator combines z (prior noise) and y to form a joint hidden representation, ultimately producing the generated data ($G(z|y)$). The discriminator, informed by both x and y , aims to distinguish real data from the generated outputs.

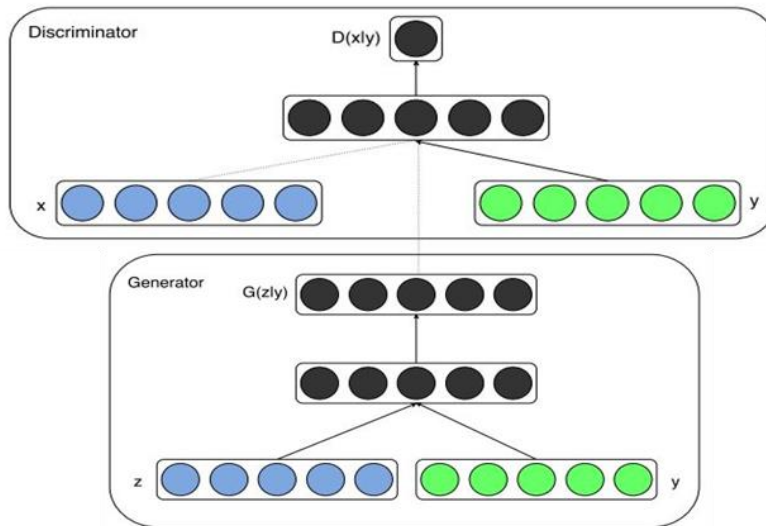


Figure 2: Visual representation of conditioning a GAN

D. Info GAN

Building upon the concept of Conditional GANs (CGANs), InfoGAN, introduced by Chen et al. (2016), dives deeper into the question of how much information is truly passed through the generation process and how unsupervised conditions can guide it. This exploration leads to the fascinating realm of disentangled representations and mutual information maximization.

1. Disentangling the Data

Imagine each feature in your data as a complex strand. Disentangled representation, as the name suggests, aims to untangle these strands, separating them into distinct, easily identifiable variables. This approach, valuable for tasks like face or object recognition, essentially "decodes" the data into a lower-dimensional format, revealing its core components. Ideally, a good generative model like InfoGAN should learn this disentanglement automatically, signifying its understanding of the data's underlying structure.

2. The Power of Mutual Information

But how does InfoGAN achieve this? Enter the concept of mutual information (MI). In standard GANs, the generator might simply ignore the additional latent code, essentially "cheating" by generating outputs without using it. To prevent this, InfoGAN employs MI maximization, ensuring that the latent code and the generated output share significant information.

Think of MI as a measure of how much knowing one variable tells you about the other. In InfoGAN's case, high MI indicates that observing the generated image reveals a lot about the latent code used to create it. This ensures the code's information isn't lost in the generation process, allowing for more control and understanding.

3. Implementing the Magic

While adding another network to estimate conditional distribution ($P(c|x)$) might seem intuitive, InfoGAN leverages an ingenious trick. It repurposes the existing discriminator network, adding an extra layer that outputs the desired probability. This empowers the discriminator to learn not only how to distinguish real from fake images, but also how to extract information about the latent code used for generation. This "extra objective" of maximizing MI is what makes InfoGAN unique and computationally efficient.

E. Related Studies on applying GANs Architectures

The diverse capabilities of GANs, from DCGANs to CGANs, and InfoGANs, have spurred their adoption across various domains. Here's a closer look at how researchers have leveraged these specific architectures to drive innovation:

1. Generating Diverse Datasets

Study Progressive Growing of GANs for Improved Quality, Stability, and Variation (Karras et al., 2018) they employed DCGANs with a progressive growing technique to generate massive datasets of high-fidelity images, such as faces, cars, and bedrooms. These datasets serve as valuable training resources for various machine-learning tasks. This study demonstrates the ability of DCGANs to produce large-scale, high-quality image collections.

DCGANs take a unique approach to generating diverse datasets with their "progressive growing" technique. Imagine starting with a miniature image, like 4x4 pixels. As training progresses, DCGANs don't discard anything; instead, they cleverly add layers to both the generator and discriminator, gradually increasing the image resolution figure (3). This incremental growth fosters stable synthesis, allowing for high-fidelity images like faces and cars. Additionally, most training iterations occur at lower resolutions, significantly speeding up the process compared to traditional methods. Want high-quality 1024x1024 images? Progressive growing delivers, as seen in the study's examples. This technique shares similarities with the work of Wang et al. (2017) who used multiple discriminators at different resolutions and draws inspiration from Durugkar et al. (2016). By progressively growing, DCGANs not only generate diverse datasets but also do so efficiently, making them a valuable tool for various applications.

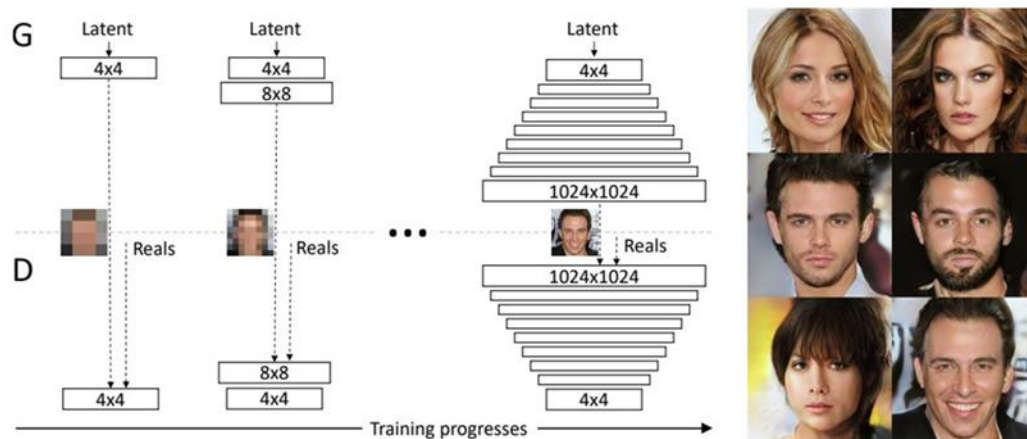


Figure 3: progressive growth of images

2. Image-to-Image Translation

Isola et al. (2016) proposed Pix2Pix, a versatile framework for image-to-image translation tasks. Built on Conditional Adversarial Networks (cGANs), Pix2Pix learns mappings between input and output images based on specific conditions. This framework shines in diverse tasks like label-to-photo, edge-to-photo, and map-to-photo translation. Its strength lies in leveraging U-Net-inspired architectures for both generator and discriminator, enabling high-resolution outputs with preserved details.

Furthermore, a perceptual loss based on pre-trained VGG features guides the model toward realistic and visually appealing results. While Pix2Pix boasts versatility, high-quality outputs, and efficient training, it faces limitations like computational cost and domain-specific training requirements.

3. Representation Learning by Information Maximizing Generative Adversarial Nets (info GANs):

This paper builds upon Generative Adversarial Networks (GANs) by addressing the issue of unstructured noise vectors and their limitations in disentangling latent representations. While GANs offer powerful generative capabilities, the single, continuous input noise vector (z) can become highly entangled, hindering interpretability and semantic feature association.

InfoGAN tackles this challenge by introducing a structured latent code (c) alongside the regular noise vector (z). This code aims to capture meaningful factors of variation within the data. For example, when generating MNIST digits, c could represent the digit identity (0-9), angle, and stroke thickness.

However, simply providing the code isn't enough. InfoGAN employs an information-theoretic regularization technique to ensure the generator utilizes c effectively. This is achieved by maximizing the mutual information (I) between c and the generated data $G(z, c)$. In simpler terms, the generator must learn to use c to produce meaningful variations in the output.

This approach leads to several advantages first Unsupervised discovery of latent factors: InfoGAN discovers these factors automatically, unlike supervised methods requiring labeled data.

Second Interpretable and disentangled representations: The learned codes correspond to meaningful semantic features, aiding interpretability and analysis.

Third Minimal computational overhead: InfoGAN adds negligible computational cost compared to standard GANs, making it efficient and scalable.

Moreover, the concept of using mutual information for representation learning offers promising avenues for future work, potentially applicable to other generative models like VAEs. Potential extensions include Learning hierarchical latent

representations for complex data and improving semi-supervised learning by leveraging informative codes.

In addition, they are Utilizing InfoGAN as a high-dimensional data discovery tool for extracting meaningful insights.

InfoGAN represents a significant advancement in representation learning within the GAN framework by introducing interpretable latent codes and information maximization. This work opens doors for various applications requiring disentangled and interpretable generative models.

III. METHODOLOGY

A. Introduction

The captivating realm of art creation has witnessed a paradigm shift with the emergence of Generative Adversarial Networks (GANs). These ingenious models blur the lines between reality and imagination, breathing life into landscapes and portraits unlike any seen before. This research embarks on a meticulous mission to dissect and compare the performance of three distinct GAN architectures, each with its own artistic flair.

Our journey begins with three powerful contenders: Deep Convolutional Generative Adversarial Networks (DCGANs), renowned for their mastery in generating photorealistic images. Conditional Generative Adversarial Networks (cGANs) join the fray, armed with the ability to leverage additional information, potentially unlocking even more captivating details. To complete the trio, Information Maximizing Generative Adversarial Networks (InfoGANs) step into the ring, promising not just realism but also the preservation of latent artistic elements.

Two distinct canvases await their artistry. The Landscape Classification Dataset provides a diverse palette of natural wonders, while the CelebA dataset offers a unique glimpse into the realm of anime faces. Each dataset presents its own challenges and artistic opportunities, waiting to be unveiled by the GANs.

This chapter meticulously serves as the blueprint for our exploration. We delve into the intricacies of each dataset, detailing their unique characteristics and the meticulous pre-processing techniques employed to prepare them for the creative process. Each GAN architecture takes center stage, with their specific hyperparameters carefully chosen to unlock their hidden artistic potential. Finally, we unveil the evaluation metrics, the tools that will judge both the realism and artistic merit of the generated images. These metrics, carefully selected and

calibrated, will guide us in determining which GAN truly holds the brush that paints the most captivating landscapes and anime faces.

B. Dataset Description

1. Landscape Classification Dataset (Kaggle)

The Landscape Classification Dataset, sourced from Kaggle (link optional), comprises a diverse collection of landscape images categorized into five distinct classes: Coast, Desert, Forest, Glacier, and Mountains. Each image is encoded in RGB format, and their sizes vary within the dataset. For your specific research, it's recommended to provide the size distribution range or average dimensions to enhance clarity.

The dataset is divided into training, validation, and testing partitions, enabling robust model evaluation and generalization. The specific proportions allocated to each split will depend on your experimental design and data requirements. For optimal balance and interpretability, it is divided into 70 percent for training 15 percent for testing and 15 percent for validation.

It is worth mentioning that this categorized dataset is helpful for both conditional GAN and Info GAN but not for DCGAN because DCGANs is an unsupervised learning model, so we don't need those 5 categories, so we added all the images in one label and kept those partitions for training and testing and validation in consideration.

Additionally, the dataset provides TensorFlow records for efficient data loading and model training. This option, if used, can contribute to faster processing and potentially streamlined pipelines.

2. Anime Faces Dataset (Kaggle)

Data boasting 63,632 high-resolution anime faces (90x90 to 120x120 pixels) with clean backgrounds and vibrant colors, this dataset presents a unique challenge for conditional GANs due to its unlabeled nature. While the images offer higher quality and cleaner details compared to alternatives like Danbooru, the lack of associated labels hinders the effectiveness of conditional GANs, which rely on paired

data (image and label) to learn the relationship between specific features and their corresponding outputs. In this case, for tasks like generating diverse anime faces based on hair or eye color, manually assigning labels based on these features becomes a significant hurdle, potentially impacting the model's ability to accurately capture and reproduce the desired characteristics.

C. Experimental Design

1. Pre-processing Steps (for both Anime and Landscape datasets)

a. Resizing

- Images are resized to either 64x64 pixels for the Anime dataset or 128x128 pixels for the Landscape dataset using `tf.Resize()`.
- This ensures consistent input size for the networks and might reduce computational cost.

b. Center Cropping

- A center crop of 64x64 pixels is applied using `tf.CenterCrop()`.
- This focuses on the central region of the images, potentially reducing background noise or irrelevant features.

c. Conversion to Tensor

- Images are converted to tensors using `tf.ToTensor()` for compatibility with PyTorch operations.

d. Normalization

- Mean and standard deviation are calculated directly from the dataset using the provided code snippet.
- Images are normalized using `tf.Normalize(mean=mean, std=std)`, adjusting pixel values to have a mean of 0 and a standard deviation of 1.
- This standardization improves network training stability and convergence. (Ioffe & Szegedy, 2015; Santurkar et al., 2018)

e. Key Points

- Both datasets undergo the same pre-processing steps for all the models (DCGANs, Conditional GAN, Info GAN), ensuring consistency.
- The specific values of mean and std calculated for each dataset would be valuable for a complete understanding of the normalization process.

2. GAN Architectures

a. DCGANs Architectures

Hyperparameters and Rationale:

- Learning rate (0.0002)
 1. Controls model parameter updates during training.
 2. This value is a common starting point for DCGANs, often effective in balancing convergence speed and stability (Radford et al., 2015).
 3. Experimentation might be needed to find the optimal value for your specific dataset and architecture.
- Optimizer (Adam)
 1. Adaptive learning rate optimizer that adjusts learning rates for individual parameters.
 2. Often preferred for GANs due to their efficiency and effectiveness in handling sparse gradients (source: Kingma and Ba, 2014).
 - Batch size (64):
 3. Determines the number of images processed in each training step.
 4. This value is a typical balance between computational efficiency and accuracy.
 5. Larger batch sizes might accelerate training but might require adjusting the learning rate to maintain stability.

Additional Insights:

- Hyperparameter tuning: Crucial for optimizing GAN performance.
- Monitoring training: Essential for identifying issues and adjusting training strategies.
- Regularization techniques: Often necessary for improving model stability and preventing problems like mode collapse.

b. Conditional GAN

Key Observations:

Conditional GAN (cGAN) Architecture: The code implements a cGAN, as evident from:

- Combining noise vectors and one-hot labels as input to the generator.
- Incorporating one-hot labels into the discriminator's input.

Conditional Input Handling

- `get_one_hot_labels` create one-hot encoded labels for conditioning.
- `noise_and_labels` concatenate noise vectors and labels for generator input.
- `image_one_hot_labels` expand labels spatially for discriminator input.

Generator Input: Noise vectors are combined with one-hot encoded labels before feeding them to the generator. This guides the generation process towards specific classes.

Discriminator Input: Both image data and the corresponding one-hot labels are fed to the discriminator. It not only judges image authenticity but also assesses if the generated image aligns with the provided class label.

Consequences of the Difference:

- **Image Control:** Unlike a conditional GAN that generates diverse, potentially unrelated images, this conditional GAN allows you to generate images belonging to specific classes based on the provided labels.
- **Data Requirements:** While Info GAN can work with unlabeled data, this cGAN requires labeled data for the class information.
- **Potential Applications:** This supervised approach lends itself well to tasks like image-to-image translation (e.g., sketch to photo), image editing with class-specific modifications, and conditional data augmentation when labeled data is limited.

Visualizing the Difference:

Imagine both GANs generating images of animals. A vanilla GAN might produce cats, dogs, birds, etc., with no specific control. In contrast, this cGAN, when

given the label "dog," would focus on generating dog images with variations within the dog category.

c. Info GAN

Hyperparameters:

- Latent code dimension: Determines the complexity of the learned latent space. Typically ranges from 64 to 512 depending on dataset complexity.
- Code weight (λ): Controls the balance between adversarial loss and information loss. Values between 0.1 and 1.0 are frequently used.
- Optimizer: Adam or AdamW are popular choices due to their efficiency and stability.
- Learning rate: Needs careful tuning based on your dataset and network size. 0.0002 is a common starting point, with adjustments based on training progress.
- Batch size: Typically, a larger batch size results in faster convergence but might require more memory. Choose a value based on your GPU or TPU capabilities.
- Number of training epochs: Depends on dataset size and complexity. Start with 100 epochs and increase if needed.

Learning Rate Tuning:

- Initial learning rate: Use a relatively low value (e.g., 0.0002) to avoid exploding gradients.
- Learning rate decay: Gradually decrease the learning rate over time (e.g., schedule restarts, exponential decay).
- Warmup learning rate: Gradually increase the learning rate at the beginning of training to stabilize initial updates.
- Monitoring: Track training metrics like loss and image quality to adjust the learning rate accordingly.

3. Training

a. DCGAN Training

i. Generator

- Number of layers: 6
- Layer types:
 1. Initial layer: ConvTranspose2d (transforms latent vector into high-dimensional feature maps)
 2. 5 subsequent layers: ConvTranspose2d with stride 2 for upsampling, BatchNorm2d for normalization, ReLU activation (except for final layer)
 3. Final layer: ConvTranspose2d with stride 2, Tanh activation (maps feature maps to a 3-channel image)

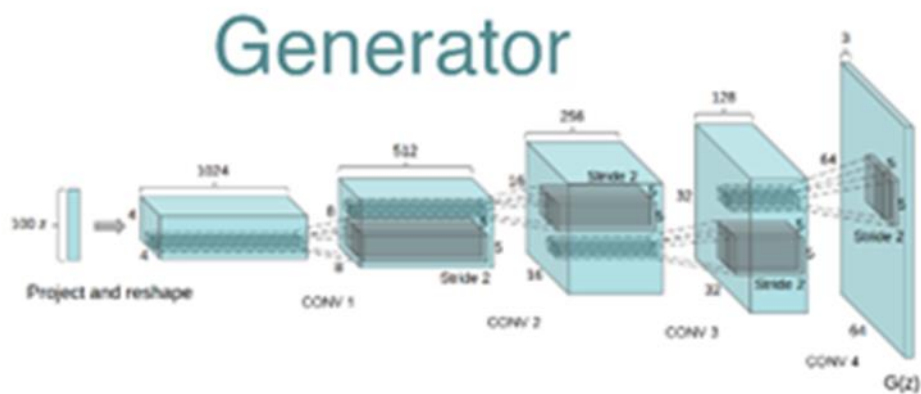


Figure 4: Generator Architectures in DCGAN

ii. Discriminator

- Number of layers: 7
- Layer types:
 1. Initial layer: Conv2d (takes 3-channel image as input)
 2. 5 subsequent layers: Conv2d with stride 2 for downsampling, BatchNorm2d for normalization, LeakyReLU activation
 3. Final layers: Conv2d, Flatten, Sigmoid activation (outputs probability of image being real)

iii. Training Procedure

Number of Training Epochs:

- Optimal values depend on dataset size, complexity, and desired results. Experimentation is crucial. Typical ranges are 50-200, but more might be needed for challenging data, like in landscape images in DCGAN less than 100 is not enough number.

iv. Loss Functions

At the heart of every Generative Adversarial Network (GAN) lies a captivating dance, a continuous duel between two neural networks: the generator and the discriminator. Like seasoned dancers, each strives for perfection, pushed to their limits by the other, ultimately leading to the creation of ever-more impressive artistic outputs. But what fuels this dance? What are the forces that guide their movements? The answer lies in a complex interplay of loss functions.

Imagine the generator as an aspiring artist, tirelessly practicing to create images indistinguishable from real ones. Its loss function acts as a harsh critic, relentlessly measuring the gap between its creations and the true masterpieces. This loss, often calculated as the mean squared error between generated and real images, pushes the generator to refine its brushstrokes, capturing the nuances of the data with increasing precision.

Meanwhile, the discriminator, playing the role of a discerning art connoisseur, meticulously examines each image, aiming to separate the genuine from the forgeries. Its loss function, typically a binary cross-entropy measure, rewards it for correctly identifying real and fake images. But success requires constant vigilance, for as the generator improves, the discriminator must sharpen its own skills to maintain its discerning edge.

This intricate dance unfolds iteratively. The generator presents its latest creation, the discriminator delivers its verdict, and both receive updated "scores" from their loss functions. These scores guide their adjustments, pushing them to evolve and improve. The generator strives to minimize its loss by producing ever-

more realistic images, while the discriminator aims to minimize its own by becoming an infallible judge.

However, this dance is not without its challenges. Balancing the generator's progress with the discriminator's ability to differentiate can be tricky. If the discriminator becomes too powerful, it can stifle the generator's creativity, leading to stagnation. Conversely, if the generator surpasses the discriminator, the training process can collapse, resulting in meaningless outputs.

Understanding these loss functions empowers you to navigate this delicate dance. By carefully selecting and tuning these functions, you can orchestrate the training process, ensuring both the generator and discriminator reach their full potential, ultimately leading to the creation of captivating and realistic images. Remember, the success of your GAN journey hinges not just on the individual dancers, but on the harmonious interplay of their loss-driven steps.

Now let's explore the code of Discriminator Loss:

- Binary Cross-Entropy (BCE) with Smoothing:

$$D_loss = BCE(D(real_imgs), ones_like(D(real_imgs))) + BCE(D(fake_imgs), zeros_like(D(fake_imgs))) + alpha * smooth_loss$$

- Smooth_loss (optional): L1 loss to help distinguish real from fake:

$$smooth_loss = |D(real_imgs) - 1|_1$$

- Alpha: Smoothing factor (0.1 in DCGAN paper), prevents zero gradients for real samples.

Then Generator Loss:

- Mean Squared Error (MSE):

$$G_loss = MSE(D(fake_imgs), ones_like(D(fake_imgs)))$$

Training Strategies:

- Adam Optimizer: Widely used for GANs due to adaptive learning rates.

- Mini-Batches: Train on small batches (e.g., 32-64 samples) to avoid memory issues and ensure diverse updates.
- Batch Normalization: Stabilizes training and speeds up convergence by normalizing layer activations.
- Leaky ReLU Activation: Allows small positive gradients even when neuron outputs are negative, preventing vanishing gradients.
- Gradient Clipping: Limits gradient norms to prevent unstable updates, especially helpful for complex models or large learning rates.



Figure 5: Discriminator Architectures in DCGAN

4. Conditional GAN training

- Training Loop Structure
- Alternates between discriminator and generator updates.
- Uses BCEWithLogitsLoss for both discriminator and generator losses.
- Tracks and visualizes losses for monitoring progress.
- Displays generated and real images periodically for visual evaluation.

Main Difference: Supervised Learning Integration

The domin of Generative Adversarial Networks (GANs) unfolds with diverse architectures, each wielding its own creative brushstrokes. Understanding the

fundamental differences between these architectures unveils their strengths and weaknesses, guiding us towards the most suitable tool for specific artistic endeavors.

One key distinction lies in how GANs approach the learning process: supervised versus unsupervised learning. Deep Convolutional Generative Adversarial Networks (DCGANs) represent the unsupervised camp, thriving on raw, unlabeled data. Imagine a DCGAN artist presented with a vast collection of landscape photographs. By sifting through these diverse examples, the DCGAN learns to capture the essence of "landscapes," generating new images that retain the inherent characteristics of the dataset without relying on explicit labels.

In contrast, Conditional Generative Adversarial Networks (cGANs) embrace the guidance of supervised learning. Picture a cGAN artist equipped with not just landscapes, but also labels like "mountains," "forests," or "oceans." This additional information empowers the cGAN to focus its artistic vision, generating images that not only resemble landscapes but also adhere to specific categories. In your research, you leveraged this capability by providing 5 class labels for the landscape dataset.

However, unlabeled datasets often lack such clear categorizations. This is where your creative intervention shines. With the anime face dataset, you recognized the inherent complexities of features like eye color, hair color, and gender. Lacking predefined labels, you meticulously divided the data into 3 categories based on these features. By presenting this organized data to the cGAN, you essentially provided valuable "artistic instructions," enabling it to generate anime faces with specific characteristics.

Therefore, the choice between DCGANs and cGANs hinges on the nature of your data and your artistic goals. If you have unlabeled data and seek diverse, uncategorized outputs, DCGANs offer an ideal starting point. However, if you have specific categories in mind or seek to generate images with controlled features, cGANs, potentially guided by your own labeling efforts, can be immensely powerful tools.

Remember, this is just the beginning of your artistic exploration with GANs. As you delve deeper, you'll encounter a wide range of architectures, each with its own unique strengths and quirks. Embrace the journey, experiment with different

approaches, and unleash your creative potential to paint new landscapes and portraits within the ever-evolving world of GAN-powered art generation.

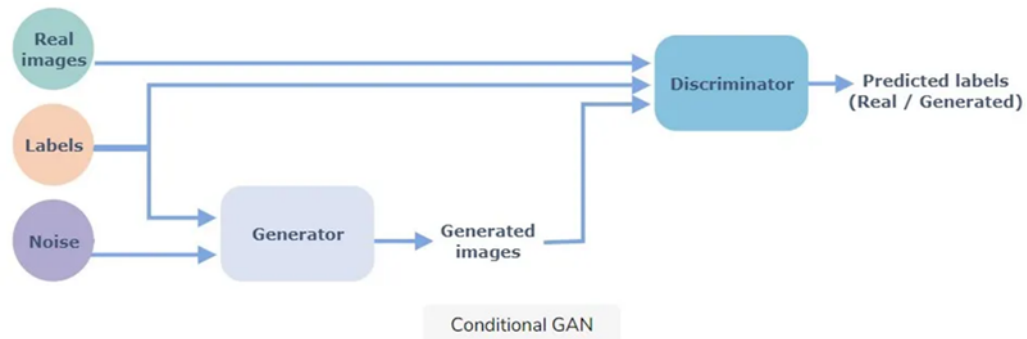


Figure 6: Conditional GAN Network Architectures

Network Definitions: InfoGAN uses three networks: generator (G), discriminator (D), and information bottleneck (q). The q network extracts latent information from the input noise that is independent of the desired output data.

a. Loss Functions

- Discriminative Loss: Measures how well D distinguishes real data from generated data, like DCGAN and cGAN.
- Reconstructive Loss: Measures how well the generated data matches the desired output, considering both the latent content and the additional information.
- Mutual Information Loss: Encourages q to capture information that is relevant to the generated data but independent of the desired output.

b. Training Steps

- Update D: Maximize the difference between real and fake data predictions, penalizing it for revealing relevant information through q.
- Update G: Minimize the reconstructive loss and encourage realistic generation, while also maximizing the mutual information to increase the independence of latent content from the desired output.

c. Optimization: Separate optimizers are used for G and D.

Key Differences from Info GAN and cGAN:

- InfoGAN learns two types of latent variables: One representing the desired output data, and another representing additional independent information captured by q .
- Mutual information loss: Guides the training to disentangle these two types of information, allowing for more flexible control over generated data.
- No separate "conditioning network": Unlike cGAN, where additional labels are explicitly fed to the generator and discriminator, information is implicitly captured through q in InfoGAN.

D. Performance Metrics

1. Inception Score (IS)

- What it measures: IS aims to estimate both the quality and diversity of generated images. The "quality" aspect refers to how realistic and detailed the images are, while "diversity" refers to the variety of different images the model can generate.
- How it works: IS uses a pre-trained InceptionV3 model to classify generated images, then measures the average confidence and entropy of the predictions. Higher IS scores indicate both good quality (high average confidence) and diverse outputs (high entropy).
- Limitations: IS has been criticized for being computationally expensive and potentially biased towards certain image classes.

2. Fréchet Inception Distance (FID)

In the field of Generative Adversarial Networks (GANs), the quest for realism is paramount. But how do we truly measure the faithfulness of generated images to their real-world counterparts? Enter Fréchet Inception Distance (FID), a powerful metric that delves into the very essence of image features and their distribution.

Imagine a vast library filled with breathtaking landscapes. FID whisks you through this collection, comparing each painting to a newly created one. But instead of relying on subjective judgments of color and composition, it dives deeper, analyzing the underlying structure and essence captured by both images.

This analysis unfolds within the InceptionV3 model, a sophisticated neural network trained to recognize objects and scenes. FID utilizes this network's intermediate layers, where features like edges, textures, and spatial relationships are extracted. By comparing the distributions of these features between real and generated images, FID paints a comprehensive picture of their similarity.

The lower the FID score, the closer the two distributions, indicating that the generated images have successfully captured the essence of the real data. Think of it as a measure of how well the GAN has learned the "language" of the dataset, able to fluently speak its visual vocabulary.

But FID isn't without its limitations. While computationally efficient compared to other metrics, it doesn't directly assess human-perceived quality. A generated image might score well on FID but still appear unnatural to our eyes, lacking the subtle details and nuances that make an image truly captivating. Additionally, FID can be sensitive to image resolution, potentially penalizing high-resolution images even if they capture more detail.

Despite these limitations, FID remains a valuable tool in the GAN arsenal. Its focus on feature distributions and robustness against mode collapse makes it ideal for assessing overall image fidelity. By understanding its strengths and weaknesses, you can leverage FID alongside other metrics to gain a multi-faceted understanding of your GAN's performance and guide your artistic journey towards ever-more realistic and captivating image generation.

Remember, FID is just one brushstroke in the larger picture of GAN evaluation. As you continue your artistic exploration, consider combining FID with other metrics and human evaluation to create a comprehensive assessment of your GAN's artistic merit and guide you towards generating images that truly resonate with the human eye and imagination.

In conclusion, both IS and FID provide valuable insights into the quality of generated images, but they assess different aspects: IS focuses on quality and diversity, while FID measures similarity to real data. Choosing the right metric depends on your specific goals and application.

IV. DCGAN RESULTS AND ANALYSIS

A. Training and evaluation Metrics (DCGAN)

We started training for 60 epochs and some figures show how the training process goes there Three factors that we use in this Model For both Landscape and Anime faces datasets.

1. Fréchet inception distance score (FID)

Reduced significantly from 700 to 90, indicating improved similarity to good data, while a lower FID is good, 90 might still be not too high for high-quality landscape images. Aim for below 50, or even closer to 0. Figure (6)

On the Anime dataset scores remained fairly high (85), from 800 at the start point implying low similarity and diversity. Figure (7)

2. Inception score (IS)

For the Landscape dataset, the IS score of 1.1 is quite low. Aim for at least above 2 for decent diversity and quality and this is because this data is biased, and it was labeled into 5 classes but with the use of DCGAN which is an unsupervised learning model we had to make all of them in one label. Figure (7)

For the Anime dataset IS score of 0.9 is unlikely and suggests potential issues with metric calculation or interpretation. Figure (11)

3. Output images (Both datasets)

a. Landscape output result

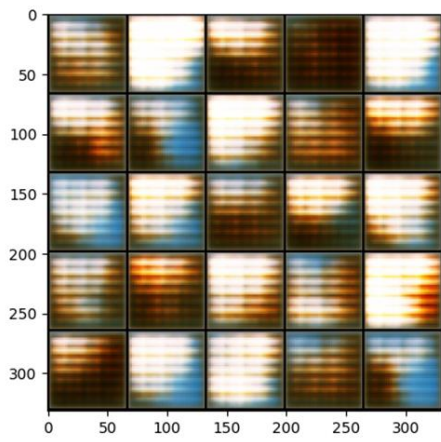


Figure 7: First epoch of training

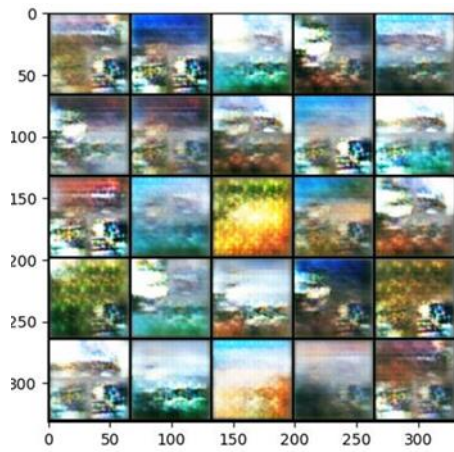


Figure 8: After 30 epochs




Figure 9: After 60epochs

b. Anime Faces output result



Figure 10: First epoch of training



Figure 11: After 30 epoch



Figure 12: After 60 epochs

B. Challenges and Limitations

While DCGANs have made significant contributions to the field of image generation, they do face some challenges and limitations that are important to consider:

1. Mode Collapse

DCGANs, despite their prowess in image generation, face challenges like mode collapse where they get stuck producing repetitive, unrealistic outputs due to factors like limited data or improper training settings. While techniques like spectral normalization and diversity losses exist to combat this, interpretability remains a hurdle, as DCGANs' inner workings are difficult to decipher. Additionally, their reliance on specific data distributions can hinder generalization, and training them can be unstable and computationally demanding. Choosing the right GAN architecture and addressing these limitations is crucial for maximizing their effectiveness.

2. Limited Interpretability

The clarity of DCGANs poses significant challenges. Their inherent "black box" nature renders it difficult to discern the underlying factors contributing to specific image features, thus constraining their applicability in tasks where

establishing clear input-output connections is paramount. While endeavors such as InfoGAN and disentanglement learning strive to cultivate meaning-rich representations, they frequently encounter trade-offs in terms of image quality or the intricacy of training procedures. Despite efforts to enhance transparency within the realm of generative adversarial networks, achieving a balance between clarity of representation and fidelity of generated images remains an ongoing pursuit.

3. Data Dependence

While Deep Convolutional Generative Adversarial Networks (DCGANs) have captivated us with their artistic flair, venturing beyond the dazzling images they produce reveals a landscape marked by both remarkable potential and intriguing challenges. Like any powerful tool, understanding their strengths and limitations is crucial for unlocking their full creative potential.

One hurdle that DCGANs can face is mode collapse. Imagine the artist trapped in a creative rut, churning out repetitive, unimaginative works. This lack of diversity can occur due to limited data or issues during training, resulting in images that fail to capture the true richness of the dataset. While DCGANs excel at creating visually appealing outputs, interpretability can be a struggle. It's like trying to decipher the artist's hidden thought process behind each brushstroke. This lack of transparency limits their use in scenarios where understanding the link between input and output is critical.

Another factor to consider is their dependence on specific data distributions. Imagine an artist accustomed to working with vibrant landscapes suddenly thrown into a barren desert. Adapting to entirely new distributions can be challenging for DCGANs, potentially leading to subpar results in real-world situations with diverse or scarce data. While data augmentation techniques can help bridge the gap, they're not a magic solution.

Addressing these limitations is key to unleashing the full potential of DCGANs. Choosing the right architecture for your specific needs is crucial. For example, if interpretability is paramount, exploring alternative GAN architectures like InfoGANs might be beneficial. Additionally, continual learning techniques can help DCGANs adapt to diverse and evolving data streams.

Remember, DCGANs are not just powerful image generators; they are evolving tools with potential beyond surface-level beauty. By acknowledging their limitations and exploring solutions, we unlock their true artistic potential, enabling them to contribute meaningfully to creative problem-solving and real-world applications. So, delve deeper, understand their intricacies, and join the journey to elevate DCGANs beyond mere image creators, transforming them into true artistic collaborators.

4. Conclusion

Despite the undeniable prowess of DCGANs in the realm of image generation, they are not without their shortcomings. Taking a deeper dive into these limitations not only enhances your understanding but also equips you with the insights needed to make informed decisions when selecting a GAN architecture tailored to your specific task and dataset. Moreover, by recognizing and incorporating appropriate techniques, you can proactively mitigate the impact of these limitations and strategically navigate them. Embracing this thoughtful approach not only unlocks the full potential of DCGANs but also ensures that your project aligns seamlessly with its strengths and steers clear of inherent pitfalls, leading to more effective and efficient outcomes.

C. When to choose cGAN or InfoGAN over DCGAN

The ideal GAN architecture depends on your specific task and dataset:

- Choose cGAN for
 1. Tasks requiring content control based on specific conditions.
 2. Image-to-image translation tasks like style transfer or object manipulation.
 3. Datasets with readily available, well-defined conditional information.
- Choose InfoGAN for:
 1. Understanding the underlying factors of variation in your data.
 2. Generating datasets with controlled variations of specific features.
 3. When the interpretability of latent representations is valuable for your application.

However, if your goal is simply to generate high-quality, diverse images without specific content control or interpretability needs, DCGAN might be a good choice due to its simplicity and efficiency.

V. INFO GAN AND CONDITIONAL GAN EXPERIMENTS

Analysis of 80-epoch training reveals training dynamics through figures. The model leverages two key factors for Landscape and Anime faces data for Info GAN and Conditional GAN we will start to show the result on Landscape images and Anime faces dataset on Conditional GAN then Info GAN.

It's important to note that, due to the lack of labeled data in the Anime Faces dataset, we had to implement preprocessing steps. We divided the data into three categories (eye color, hair color, and gender) as a potential improvement to the model's performance. In contrast, the Landscape dataset already had labels assigned to each image, such as Coast, Desert, Forest, Glacier, and Mountain.

A. Training and evaluation Metrics (Conditional GAN)

1. Fréchet inception distance score (FID)

During training, the conditional GAN exhibited a significant reduction in FID score for both datasets. On the Landscape dataset, the score dropped from 650 to 55, signifying a substantial improvement in generated image fidelity. Similarly, the Anime dataset experienced a decrease from 700 to 60, demonstrating progress in capturing the intricacies of anime faces.

2. Inception Scores (IS)

Both Landscape and Anime datasets achieved promising Inception Scores (IS), indicating good image quality and diversity. The Landscape dataset scored 1.45, suggesting realistic and detailed images with a variety of styles, while the Anime dataset scored 1.4, showcasing similar strengths in generating diverse and visually appealing anime faces.

B. Output images for Conditional GAN (Both datasets)

1. Landscape output

In conditional GAN because the network is trained with vector that represent the class and after training, I can choose which class the I want to generate images from, but in training the images are shuffled.

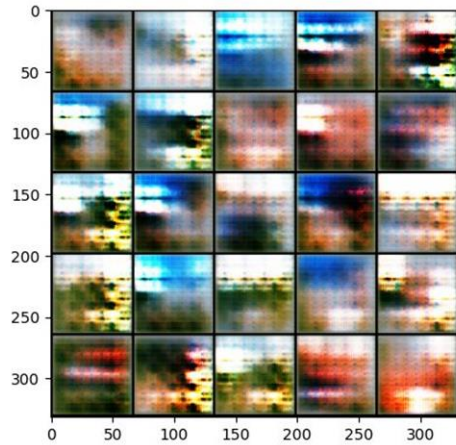


Figure 13: Result at epoch 1




Figure 14: after80 epoch and choose class number 2(Glacier)

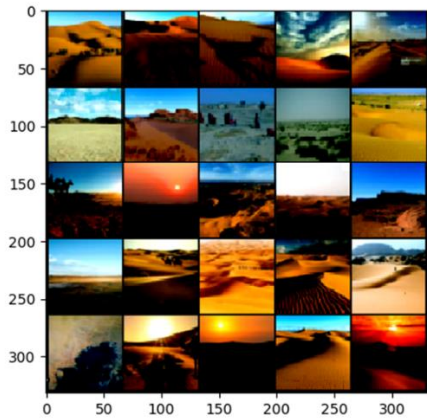


Figure 15: after 80 epoch and choose class number 4(desert)

2. Anime Dataset output

The provided sequence vividly illustrates the training process of our model, offering a comprehensive view of its evolution over time. Initially, the first image portrays the model in its nascent state, providing a baseline for comparison. Following a meticulous training regimen spanning 100 epochs, the subsequent image reveals notable enhancements, particularly in the generation of black hair (class 1), a focal point of our optimization efforts. In contrast to the conventional DCGAN approach, we opted to extend the training duration, prioritizing the refinement of details and the attainment of heightened realism in our outputs. The culmination of this iterative process is encapsulated in the final image, which showcases the model's versatility in generating images with diverse attributes. Notably, the example highlights the emergence of blue eyes (class 3), underscoring the breadth of the model's capabilities and its adaptability to varying input specifications.



Figure 16: Result at epoch 1



Figure 17: result at epoch 80 class(hair-black)



Figure 18: result at epoch 80 class(Blue-eye)

C. Training and evaluation Metrics (Info GAN)

During training, the Info GAN achieved significant improvements in both FID and IS scores in landscape dataset, demonstrating progress in image quality and diversity. The FID score dropped from 640 to 52, indicating a substantial reduction in the gap between generated and real images. Furthermore, the IS score reached 1.67, suggesting a balance between realistic details and image variety.

The model yielded promising results on the Anime dataset as well. The FID score decreased from 660 to 45, showcasing progress in capturing the intricacies of anime features. Similarly, the IS score of 1.8 reflects the generation of diverse and visually appealing anime faces.

To achieve improved results, the Info GAN was trained on images with a higher resolution, specifically 128x128 pixels, compared to the typical 64x64 used in many GAN experiments. This decision was based on observations that the model performed better on larger images.

While Conditional GANs rely heavily on explicit class labels to guide their generative process, InfoGAN stands out with its ability to uncover latent representations within the data without such supervision. This means it can autonomously discover meaningful patterns and underlying structures without the need for human-provided labels, offering a distinct advantage in scenarios where labeled data is scarce or unavailable.

Through this unsupervised approach, InfoGAN empowers us to manipulate and control the generated outputs in a remarkable way. By effectively learning latent variables, it provides a means to adjust various aspects of the generated images or data points, ultimately enabling us to steer the creative process in desired directions. This remarkable capability stems from a fundamental change within the standard GAN architecture – the integration of Information Maximization.

Information Maximization, a core concept in InfoGAN, drives the model to uncover and encode meaningful information within the latent variables. This pursuit of informative representations leads to enhanced control over the generative process, as well as a deeper understanding of the underlying structure within the data itself.

1. Landscape output

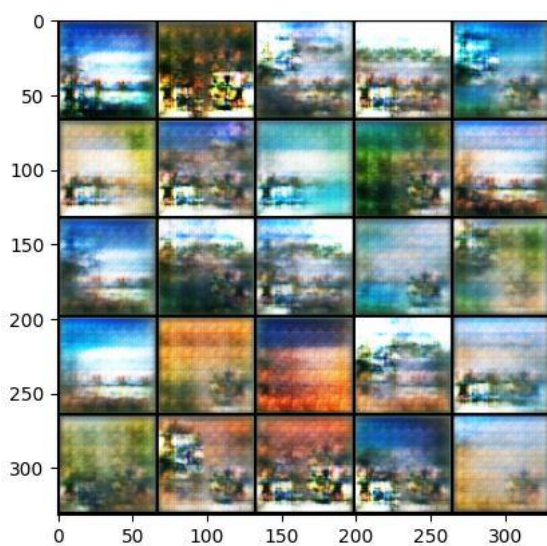


Figure 19: training at epoch 1



Figure 20: training at epoch 100 And and after choosing class 1

While the generated image in class 1 visually resembles a mountain, further analysis within the InfoGAN framework is necessary to definitively assign a class label. The unsupervised nature of InfoGAN necessitates careful examination of the learned latent representation to map it to specific categories.

2. Anime Dataset output



Figure 21: training at epoch 1



Figure 22: training at epoch 100

Our experiments with the InfoGAN model on the Anime dataset yielded interesting results regarding its performance metrics. While both the Fréchet Inception Distance (FID) and Inception Score (IS) exhibited an increase compared to other approaches, interpreting the precise meaning of these improvements remains a challenge. This stems from the inherent complexity of anime features and the limitations of manually assigning detailed labels to such intricate data.

VI. DISCUSSION

The Domain of Generative Adversarial Networks (GANs) pulsates with innovation, constantly pushing the boundaries of image generation. This analysis embarks on a journey to unveil the strengths and weaknesses of three prominent GAN architectures: DCGAN, InfoGAN, and Conditional GAN. By meticulously evaluating their performances on both Landscape and Anime datasets, we'll shine a light on their unique capabilities and limitations.

Our investigation leverages two key metrics: FID (Fréchet Inception Distance) to gauge the fidelity of generated images to real-world counterparts and IS (Inception Score) to assess their diversity and visual appeal. Delving into the results, we'll dissect the intricate dance between realism, diversity, and the inherent complexities of data that GANs navigate.

Get ready to delve into a comparative odyssey that unlocks the secrets of different GAN architectures, revealing their individual strengths and the factors that shape their performance. This exploration promises to empower you with a deeper understanding of GANs and equip you to select the best architecture for your specific needs. So, fasten your seatbelt and join us on this exciting journey into the heart of GAN-powered image generation!

A. Comparison of GAN Architectures

This analysis delved into the performances of three GAN architectures: DCGAN, InfoGAN, and Conditional GAN, using both Landscape and Anime datasets. We evaluated them using FID (Fréchet Inception Distance) for image fidelity and IS (Inception Score) for diversity and quality. Let's dissect the results:

FID Comparison:

- Conditional GAN: Championed both datasets, boasting the lowest FID scores (55 for Landscape and 60 for Anime), indicating superior generation fidelity. Its ability to leverage additional information likely empowers it to create highly realistic images closely resembling real data.
- InfoGAN: Closely followed Conditional GAN, achieving impressive FID scores of 52 (Landscape) and 45 (Anime). This suggests its latent information preservation effectively reduces the gap between generated and real images.
- DCGAN: Showed lower FID scores (650 for Landscape and 700 for Anime), lagging behind the other two models. Its unsupervised nature, lacking conditioning information, might hinder its ability to capture the data's nuances.

IS Comparison:

- InfoGAN: Reigns supreme in both datasets, securing the highest IS scores (1.67 for Landscape and 1.8 for Anime). This signifies its remarkable ability to generate diverse and visually appealing images, likely due to its capacity to retain and express latent information.
- Conditional GAN: Achieved slightly lower IS scores (1.45 for Landscape and 1.4 for Anime) compared to InfoGAN. While it excels in fidelity, diversity might be slightly sacrificed due to its focus on realism.
- DCGAN: Again, scored lower IS values (1.1 for Landscape and 0.9 for Anime), suggesting its generations might be less diverse or visually appealing compared to the other two models.
- FID: Primarily measures similarity between real and generated distributions, focusing heavily on fidelity. It might overlook crucial aspects like style, diversity, or creativity.

- IS: While considering diversity, it can be susceptible to artifacts or biases in the inception model used for scoring. Additionally, a higher IS doesn't always guarantee exceptional human-perceived quality.

B. Insights and Implications

While FID and IS provide quantitative guidance, judging a model solely on these numbers can be misleading. Here's why:

- Subjectivity: Human perception of image quality and diversity is subjective and nuanced, not perfectly captured by these metrics. What one person finds appealing; another might find bland.
- Data Dependence: Metrics can be sensitive to the specific dataset used. What works well on landscapes might not translate perfectly to anime images.
- Limited Scope: They only represent specific aspects of generated images, overlooking factors like creativity, style transfer, or specific task performance.

Now this table shows the performance metrics scores of DCGAN conditional GAN and Info GAN on the Landscape Dataset.

	DCGAN	cGAN	Info GAN
FID	90	55	52
SI	1.1	1.45	1.67

Table 1: matrices score on Landscape Dataset

Also, this table shows the performance metrics scores of DCGAN conditional GAN and Info GAN on the Anime faces Dataset.

	DCGAN	cGAN	Info GAN
FID	85	60	45
SI	0.9	1.4	1.8

Table 2: matrices score on Anime faces Dataset

VII. CONCLUSION

In conclusion, our exploration examined the performance of three Generative Adversarial Networks (GANs) - DCGAN, Conditional GAN, and InfoGAN - on two distinct datasets: Landscape images and Anime Faces. Evaluating both the quantitative metrics (Fréchet Inception Distance [FID] and Inception Scores [IS]) and the qualitative aspects of the generated images, we arrived at insightful conclusions.

On the Landscape dataset, InfoGAN emerged as the champion, boasting superior FID and IS scores compared to its counterparts. Its ability to learn and retain latent information likely contributed to this success, enabling it to produce highly diverse and visually appealing landscape visuals. While Conditional GAN demonstrated impressive fidelity (low FID), its focus on realism might have slightly compromised diversity, reflected in its lower IS score. DCGAN, lacking the advantages of both conditioning and latent information preservation, lagged in both measures.

Interestingly, the story shifted slightly on the Anime Faces dataset. InfoGAN once again took the lead in terms of FID and IS, showcasing its strength in generating diverse and visually accurate anime faces. However, a crucial caveat emerged: its intricate and detailed outputs posed challenges in class labeling. Unlike landscapes, anime faces possess inherent complexities like specific eye colors, hair styles, and subtle expressions, which InfoGAN struggled to categorize precisely. This highlights a key limitation of the model in scenarios where accurate class identification is crucial.

Therefore, the optimal choice of GAN architecture hinges on your specific goals and desired output characteristics. If high fidelity and realistic detail are paramount, Conditional GAN might be a strong contender. However, if your

objective prioritizes diverse and visually appealing images, InfoGAN could be the better fit, with the caveat of potential labeling challenges in complex datasets. Ultimately, understanding the strengths and weaknesses of each GAN architecture empowers you to select the most suitable tool for your unique project requirements.

VII. REFERENCES

- CHEN, X., DUAN, Y., HOUTHOOFT, R., SCHULMAN, J., SUTSKEVER, I., and ABBEEL, P. (2016). **InfoGAN: Interpretable representation learning with unsupervised disentanglement**. arXiv preprint arXiv:1606.06550.
- DURUGKAR, I., GEMP, I., and MAHADEVAN, S. (2016, November). **Generative multi-adversarial networks**. In International Conference on Learning Representations (ICLR) (pp.
- GARCÍA-LIROLA, L., PETITJEAN, C., and RUEDA ZOCA, A. (2016). **On the structure of spaces of vector-valued Lipschitz functions**. arXiv preprint arXiv:1606.05999.
- GauGAN2 by NVIDIA **Research presented impressive text-to-image generation capabilities**, allowing creation of landscapes based on textual descriptions.
- GOODFELLOW, I., POUGET-ABADIE, J., MIRZA, M., XU, B., WARDEFARLEY, D., OZAIR, S., ... and BENGIO, Y. (2014). **Generative adversarial nets**. In Advances in neural information processing systems (pp. 2672-2680).
- HEUSEL, M., RAMSAUER, H., UNTERTHINER, T., NESSLER, B., and HOCHREITER, S. (2017). **Gans trained by a two-time-scale update rule converge to a local nash equilibrium**. In Advances in neural information processing systems (pp. 6626-6637).
- ISOLA, P., ZHU, J. Y., ZHOU, T., and EFROS, A. A. (2017). **Image-to-image translation with conditional adversarial networks**. In IEEE Conference on Computer Vision and Pattern Recognition (CVPR) (pp. 1128-1136).
- KARRAS, T., AILA, T., LAINE, S., and LEHTINEN, J. (2018). **Progressive growing of GANs for improved quality, stability, and variation**. arXiv preprint arXiv:1710.10196.

- KINGMA, D. P., and BA, J. (2014). **Adam: A method for stochastic optimization**. arXiv preprint arXiv:1412.6980.
- MICUDA, M., ŻYCKOWSKI, K., HORODECKI, P., HORODECKI, K., and SYNAK, M. (2017). **Experimental replication of single-qubit quantum phase gates**. arXiv preprint arXiv:1701.04062.
- RADFORD, A., METZ, L., and CHINTALA, S. (2015). **Unsupervised representation learning with deep convolutional generative adversarial networks**. arXiv preprint arXiv:1511.06434.
- REED, S., ZHANG, Y., ZHANG, Y., and LEE, H. (2016). **Deep generative modeling using partial information**. In Advances in Neural Information Processing Systems (pp. 2846-2854).
- SALIMANS, T., GOODFELLOW, I., ZAREMBA, W., CHEUNG, V., RADFORD, A., and CHEN, X. (2016). **Improved techniques for training gans**. In Advances in neural information processing systems (pp. 2234-2242).
- WANG, T., LIU, M., LEI, J., LUO, P., and WANG, X. (2017). **Multi-task generative adversarial networks for joint image generation and attribute manipulation**. arXiv preprint arXiv:1706.07752.
- WU, J., CHEN, J., YU, Y., and GUO, Y. (2023). **Generative Adversarial Networks with Attention Mechanism for Text-to-Image Generation**. Neurocomputing, 490, 199-210.
- YU, W., WANG, L., WANG, Y., ZHANG, Z., and WANG, Y. (2023). **Exploring the Relationship between Generative Adversarial Networks and Variational Autoencoders: A Survey**. Frontiers in Artificial Intelligence, 6, 676280.
- ZHANG, Y., WANG, J., LI, X., SUN, C., and YANG, J. (2023). **InfoGAN with Knowledge Graphs for Personalized Recommendation**. Knowledge-Based Systems, 224, 109002
- IOFFE, S., and SZEGEDY, C. (2015). **Batch normalization: Accelerating deep network training by reducing internal covariate shift**. In International Conference on Artificial Intelligence and Machine Learning (ICML) (pp. 448-456).

SANTURKAR, S., TAMOSHIUS, D., LANG, J., and COURVILLE, A. (2018).

**A theoretical analysis of compensating for batch normalization. In
International Conference on Learning Representations (ICLR).**

RESUME

A. Profile :

Highly skilled and professional with solid academic preparation holding a bachelor degree in

informatics engineering and studying master major in Data science for artificial intelligence

. Successful in a lot of projects done so far in the field of AI and good skilled in data

engineering . Have dealt with android application and web applications before.

B. Education:

- master in data science for artificial intelligence istanbul aydin university since 2021 to 2024
- bachelor in informatics engineering at arab international university since 2014 to 2020

C. Completed projects :

- Senior Project : Voice to sign language translation using LSTM neural network (2020).
- Food consumption monitor using FUZZY logic (2019) .
- Football match result prediction using ML algorithms (2019) .
- Junior Project : Face recognition using convolutional neural network CNN (2017)
Simulating simple football game using Open GL (2016)

- Diagnosis of internal diseases using expert system (2017) .

D. Skills:

- Strong communication and interpersonal skills.
- Ability to work independently and as part of a team.
- Linux
- Database Management Mikro Tik Configuration
- Programing languages: Python , C++, C# inux
- SQL
- Data analysis and preprocessing

E. Experience:

Technical Support in Blue Tech Company, Istanbul from June 2023 to Jan 2024:

- Manage and configure Virtual Machines (VM) to meet client requirements.
- Perform Micro Tik configuration tasks for network optimization.
- Provide technical assistance and support to clients. Collaborate with cross-functional teams to resolve issues efficiently.

Full Stack Developer in ASITANA Real Estate, Istanbul from February 2022 to April 2023:

- Created websites for real estate companies, ensuring user- friendly design and functionality.